

# Novelio® Classic

## CleanAir paintable wallcoverings



CLEAN  
AIR



PRE-PAINTED



IMPACT  
RESISTANT

# CleanAir treatment – the solution improving indoor air quality.

Formaldehyde is released mainly by laminated furniture, new floor coverings, some paints or glues. That is why it is highly present after a renovation or a construction. This organic component is trapped within the wallcovering and not released back into the air. The principle is active even after several coats of paint. Other glass fibre characteristics remain, such as impact and fire resistancy. It makes ADFORS Novelio® CleanAir ideal for schools, hospitals, hotels and other private or public buildings.

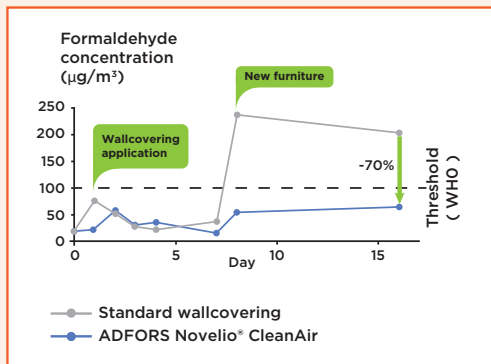
## Performance

The product can immediately absorb up to 50% of formaldehydes for 10 years or more.

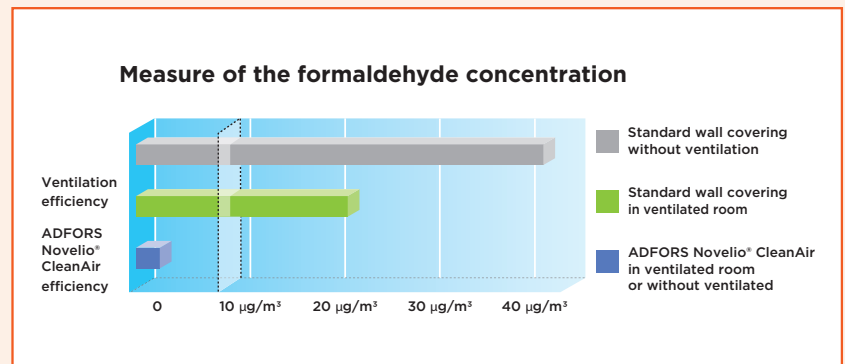
## ADFORS Novelio® Cleanair technology



## ADFORS Novelio® CleanAir action




## ADFORS Novelio® CleanAir function in real conditions



Tests Field tests, SGR / APAVE, (3) Results available on request

Tests at the nursery of Montbonnot


PAINTABLE	Finish	Type	Weight	Roll size	Rolls/Pallet	Quantity/Pallet
			g/m <sup>2</sup>	m x m	pcs	m <sup>2</sup>
CLASSIC CLEANAIR		GV130CF	130	50 x 1	24	1200
		N0101F	130	50 x 1	24	1200
		N0130F	130	50 x 1	24	1200
		T1013CF	160	50 x 1	24	1200



GV130CF



N0101F



N0130F



T1013CF

[www.adfors.com](http://www.adfors.com)

## Instructions

The wall must be clean (no dust, dirt or grease), dry, even and primed. Temperature should not be below 8 °C.

1. Cut to length according to room height (+10 cm).
2. Apply the dispersion adhesive evenly on the wall using a roller (-200 g/m<sup>2</sup>).
3. Place the wallcovering panel on the wall vertically and smooth it with a plastic spatula.
4. Place the adjacent panel edge to edge (respect vertical pattern repeat). Repeat steps 1, 2, and 3 with other panels until you have finished the room.
5. Cut off any surplus with a knife.
6. Apply a 1st layer of acrylic paint when the product is dry (-1 day). Apply a 2nd layer of acrylic paint when the product is dry (-1 day). FOR PRE-PAINTED WALLCOVERING – not needed, however with dark colors we recommend to apply a second layer of paint.

The glass fibre fabric is carefully checked before leaving our factory but should also be checked again just before hanging. Any claim should be accompanied with roll label and a sample featuring the defect.



**SAINT-GOBAIN**

**SAINT-GOBAIN ADFORS CZ s.r.o.**  
 Sokolovská 106  
 570 21 Litomyšl • Czech Republic  
 Tel. : +420 461 651 111, +420 461 651 231  
[www.adfors.com](http://www.adfors.com)